

Full Automatic Vertical Glass Straight Edging Production Line




The glass straight line edger machine production line consists of one set of automatic vertical glass loading machine, four sets of glass straight line edger machine, four sets of vertical Rotating tables, one set vertical Glass Washing Machine, one set of vertical unloading machine. You can choose the model and quantity of the machines which you need to combination one production line. This kind of production line can greatly improved all kind of bevel edger ,straight edge, round edger, 45 degree mitering etc that kind of glass processing. Not only efficiently, but also can save manpower & safety.

This kind of production line is initiated by GTM Glass Machinery, reflect the company adheres to "smart drive glass edge grinding efficiency," the innovation idea, break the market structure which is that only the glass double edger machine can make the production line. It is the best choice for single glass processing factory. At present, most of the domestic regions have demonstration enterprise users, and our overseas market have sold a number of complete sets of production lines. Due to the continuous upgrading of intelligent machinery, our company's patented technology for invention, our old type equipment can also be upgraded with new functions.



Automatic Glass Straight Edging Production Line




3set Vertical Glass Rotating Table



4set Glass edging machine



Automatic Glass Straight Edging Production Line



1set Vertical Glass Washing Machine



4set Vertical Glass Rotating Table




4set Glass edging machine



2set Glass Loading & Unloading Table



Automatic Glass Straight Edging Production Line



1set Vertical Glass Washing Machine




4set Vertical Glass Rotating Table



4set Glass edging machine

ZLZ4600 Vertical Glass Rotating Table










ZLZ4600

1. Main functions of the automatic vertical glass Rotating table:

1. The transmission of input and output parts are separate control, the part of input, output, transfer arm are control of independent variable frequency motor. There is no need to leave a large space before and after the glass. Similar to the speed of manual to input the glass, improve the efficiency and safety of production.
2. Automatic reduction in glass landing, the transfer arm has automatic reduction function, protection of glass without break the edge.
3. Loading arm fell back quickly and high efficient to connect the next piece of glass;
4. Instead of the input and output guide of original machinery, save area and omitted the wastage of the original conveyor belt;
5. The input and output part of rotating table can be added with conveyor chain or timing belt to assist the conveying glass;
6. The transmission parts are divided into two sections, and the lifting function of the output part can adjust the amount of glass grinding.
7. Rotating table adopts PLC control, touch screen operation;
8. Configurable control cabinet, overall control of the processing speed and glass thickness.

主要技术参数 Main technology parameter

型号 Model	MIN	MAX							
ZLZ4600	350×350mm	2800×2000mm	0.5-15m/min	3-19mm	3	7	3/3.7 kw	1500kg	4.6×1.6×2.5m

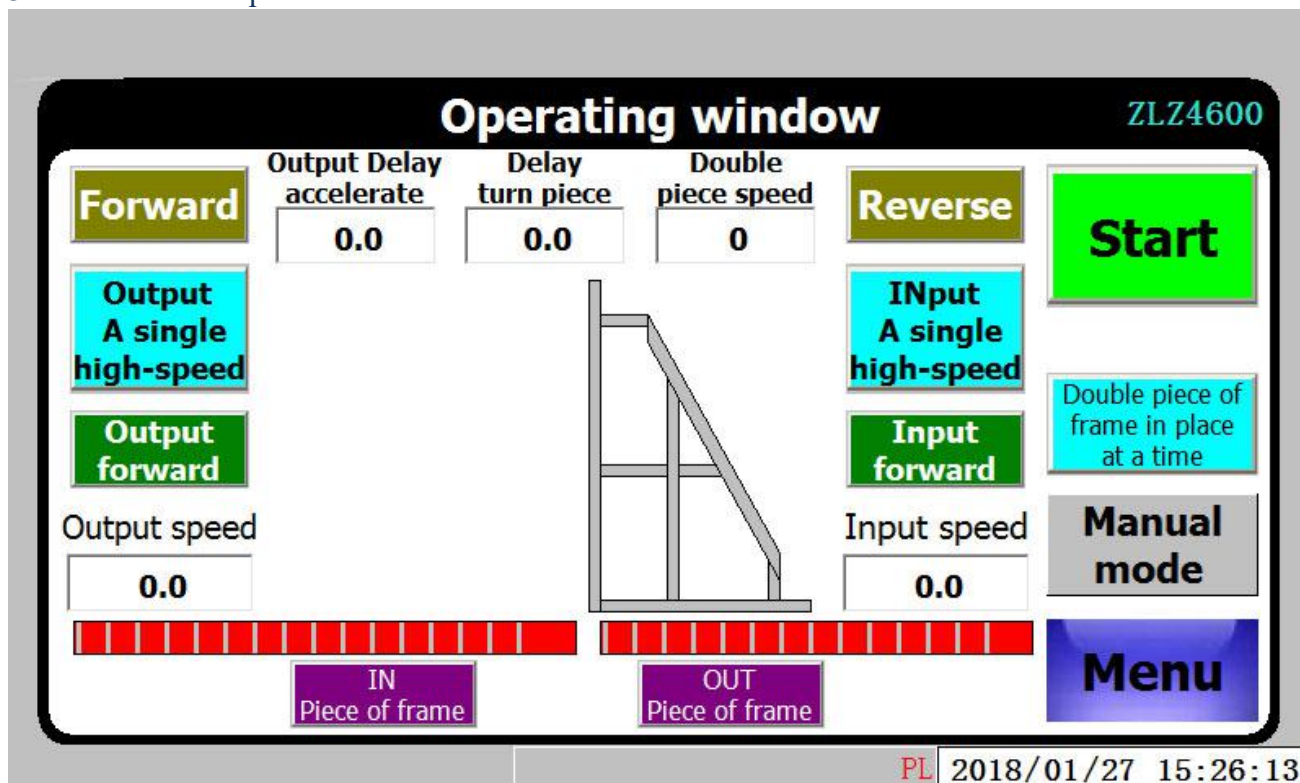
Address: NO.22 Xichong Industrial Avenue, Lunjiao Street, Shunde District, Foshan City, Guangdong Province, China.
 Mobile Phone: +8613924551532 (Whatsapp)
 Website: www.gtmachine.com E-mail: elainepenn@126.com / elaine@gtmmachine.com

2. Main Electrical Components:

No.	Main electrical components	Brand	Remark
01	reduction gearbox	Kexunda, China	
02	Air cylinder	Hengyi, China	
03	solenoid valve	AirTAC, Taiwan	
04	Guide rail, slide block	HIWIN, Taiwan	
05	PLC	Inovance	
06	3PCS*frequency changer	Inovance	
07	3PCS*variable frequency motor	Fangli	
08	Photoelectric detector	Ottonix, Korea	
09	proximity switch	Ottonix, Korea	
10	Relay and Main Electrical	Omron, Japan	
11	Breaker	DELIXI	
12	Touch screen	MCGS	
13	Transmission structure	Rail helical gear drive	

3. Details:

3.1 Touch screen operation interface



Operating window ZLZ4600

Forward Output Delay accelerate: **0.0** Delay turn piece: **0.0** Double piece speed: **0** **Reverse** **Start**

Output A single high-speed **Input A single high-speed**

Output forward **Input forward** Double piece of frame in place at a time

Output speed: **0.0** Input speed: **0.0** **Manual mode**

IN Piece of frame **OUT Piece of frame** **Menu**

PL 2018/01/27 15:26:13

Address: NO.22 Xichong Industrial Avenue, Lunjiao Street, Shunde District, Foshan City, Guangdong Province, China.

Mobile Phone: +8613924551532 (Whatsapp)

Website: www.gtmachine.com

E-mail: elainepenn@126.com / elaine@gtmmachine.com


3 variable frequency motors.



7 sensor probes.



Rail helical gear drive





GTM GLASS MACHINERY CO., LTD.

Address: NO.22 Xichong Industrial Avenue, Lunjiao Street, Shunde District, Foshan City, Guangdong Province, China.

Mobile Phone: +8613924551532 (Whatsapp)

Website: www.gtmmachine.com

E-mail: elainepenn@126.com / elaine@gtmmachine.com

